

NMS V2.0 2015 Release

7275 AES-Network Management System (NMS)

SOFTWARE UPGRADE INSTRUCTIONS

- The AES-Network Management System software upgrade V2.0 can only be performed by the NMS Administrator
- AES Technical Support can also remotely upgrade the NMS via the AES NMS VPN
- Please note that all data on the NMS including alarm data, configured NMS settings, and addresses for all Subscribers and IP Links in all Business Units will be preserved

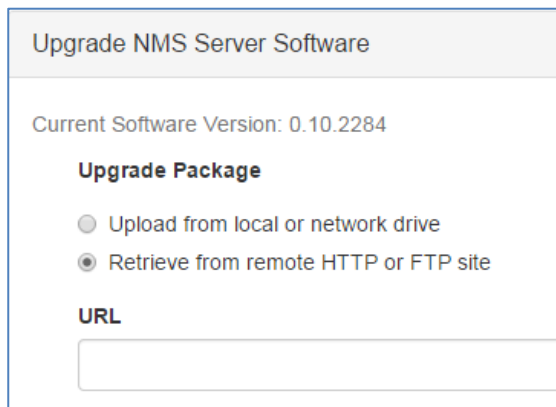
✓ Step 1

Log in as Administrator



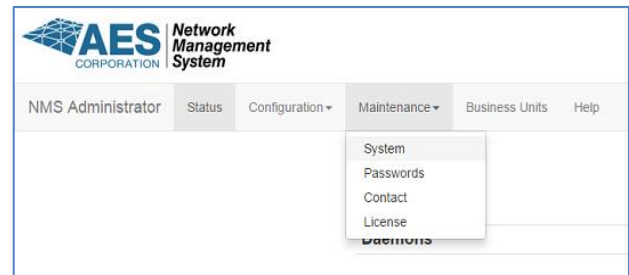
✓ Step 3

Select 'Retrieve from remote HTTP or FTP site'



✓ Step 2

Click on 'Management', then 'System'



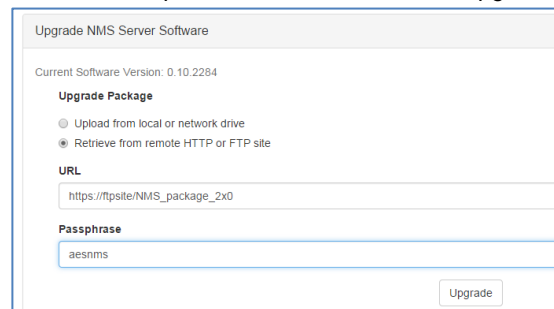
✓ Step 4

Highlight and copy dropbox link below, then paste the URL in the NMS URL textbox.

Note: URL must be entered in NMS Upgrade screen (do not go directly to URL from internet browser)

<https://www.dropbox.com/s/po1ne083d5vlaf/nms2x0.pkg?dl=1>

Enter the Passphrase 'aesnms', then click 'Upgrade'



Depending upon internet speed and the size of your network, please allow a minimum of 30 minutes for the NMS V2.0 upgrade installation process to complete and reload files.