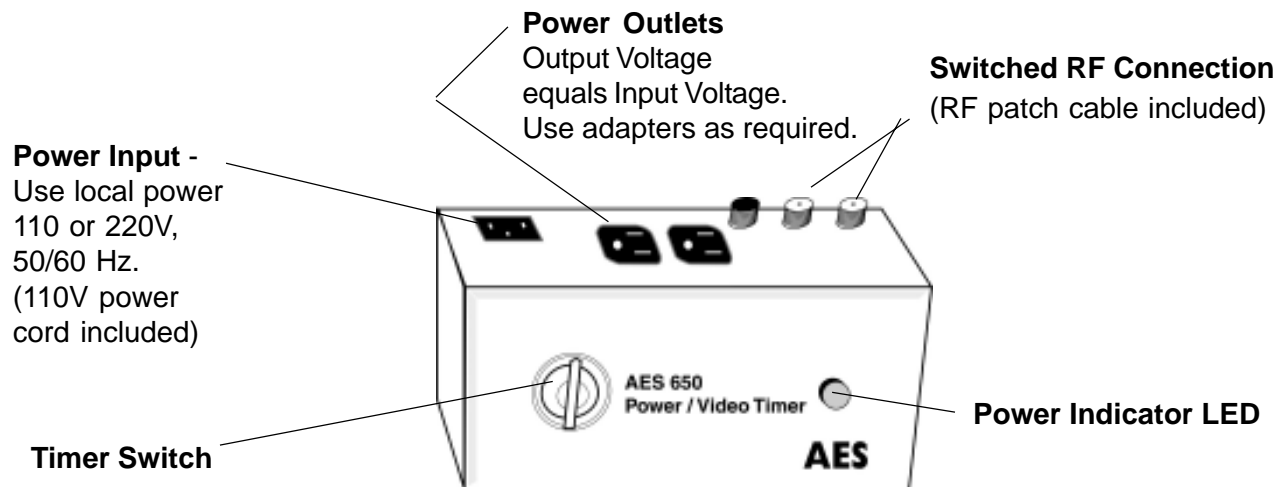


AES Model 650

Power / Cable Timer for TV and VCR



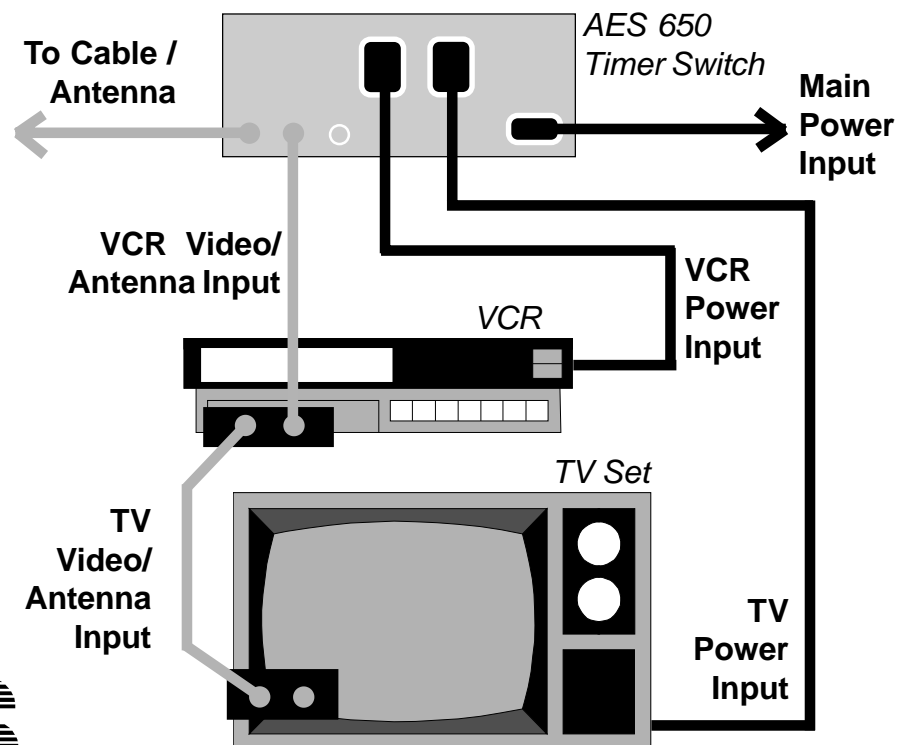
Purpose

The AES 650 Timer Switch is used to completely disconnect the television and VCR from both the antenna / cable input and the AC power input when these devices are not in use. This provides protection for you and your video equipment. If you forget to turn off the AES 650 Timer / Switch after using your TV/VCR, the timer automatically disconnects the device when it is not in use.

Operation

Turn the timer knob clockwise to the amount of time you expect to use the TV and VCR. The minimum time is approximately 30 minutes, maximum time is 6 hours. The indicator on top of the unit will light to indicate that power and video are now connected. When you are done using the TV/VCR, turn the knob back to the OFF position to disconnect the cable and power connections.

Hook Up Diagram


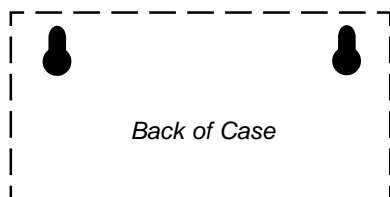
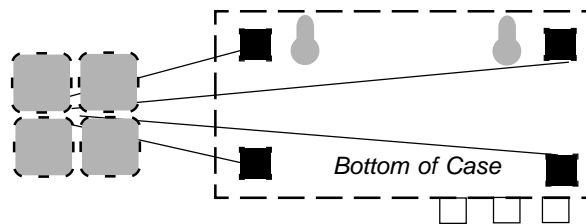


AES
CORPORATION

REV A1; 11/04; 40-0650-A1

AES Model 650 Power / Cable Timer for TV and VCR

Install Rubber Feet to prevent scratching of furniture. Peel and stick the self-adhesive small rubber squares on bottom of case. (Do not use feet for wall mounted installations.)



For Wall Mounting - Screw holes are provided on the rear of the case to mount this device on a vertical surface (do NOT use rubber feet).

Remove the 8 screws on top cover, and raise it away from lower section. Wires will remain attached to both parts. (With cover off, install and tighten mounting screws.)

If desired, the top cover can be reversed so that the connectors on the lower section face downward. While top cover is off, rotate it half way around (180 degrees). Replace the cover in the new position, taking care not to crimp any wires. Replace the 8 screws.

Specifications

Size (approx): 5.50" x 8.25" x 3.75" - (14 x 21 x 9.5 cm)

Weight (approx): 4.2 pounds (1.9 kilograms)

Timer: 6 Hour, Variable, Spring Wound, (no power required)

Switched RF Input / Output - 75 ohm connectors

AC Input: 125/250VAC, 50/60Hz, 6A, RFI Filtering

Switched AC Output: Voltage Out = Voltage In. BOTH sides of line are switched.

Indicator: Amber, LED type. ON when timer is ON

TO REORDER:

Specify Part # AES 650.